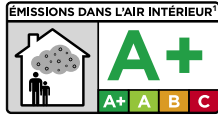


CERMICAR

ADHESIVE FOR NEW WALL SUBSTRATES



White

DESCRIPTION

Ready-to-use adhesive for laying ceramic coverings on new substrates in rooms rated class EB+. Walls only.

ADVANTAGES

- Ready to use
- Moisture-resistant
- Longer working time
- Excellent adhesion

WHERE TO USE

PURPOSE

- Laying all ceramic and similar coverings on walls, on new substrates in wet rooms rated class EB+ (highest public wet room category)

INTERIOR WALLS

- Rooms with these ratings: EA (corridors), EB (kitchens, toilets), private EB+ (bathrooms with showers or baths), communal EB+ (communal kitchens, private bathrooms with whirlpool tubs).
- Suitable for floors that comply with NF DTU 52.2, the French building standards
 - Plaster
 - Plaster slabs
 - Plasterboard
 - Terracotta tiles
 - Aerated concrete
 - Cement renders
 - Concrete with a smooth finish

Other substrates

- Ready-to-tile coated polystyrene panels
- Fibre-cement boards and wood panels (French class CTBH-CTBX-OBS3) with CERMIPRIM UNIVERSEL, CERMIFILM, CERMIGRIP, CERMIPRIM RAPID primers: substrates limited to small projects in rooms classified EA, EB or private EB+.

RELATED COVERINGS (That comply with NF DTU 52.2)


- Stoneware ceramics
- Earthenware
- Vitreous glass
- Natural stone
- Terracotta
- Surface density limited to 30 kg/m² for walls.

HOW TO USE

Note: The following is a typical description of application. If your site has other parameters, contact our Technical Department.



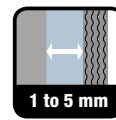
Check the surface



Application temperature



Open time 30 min



1 to 5 mm



V6 U6 U9

TOOLS

Notched trowel (see use table).

SURFACE PREPARATION

The substrate must be dry, sound, clean, dust-free and not leach moisture.

APPLICATION

For installation, use a notched trowel the right size for the covering – see the building standards (Coverage table):

Apply CERMICAR to the substrate in an even layer, adjusting the surface using the notched trowel.

Press the tile firmly into the adhesive bed until the fresh grooves are completely crushed. Close the bucket securely after use.

FINISHING

In general, grout 24 to 48 hours after installation and after the adhesive has dried, depending on the porosity of the substrate, the tile and the ambient conditions. Do not expose to moisture until the adhesive has hardened.

APPLICATION CONDITIONS

Application temperature: from +5 to +35°C

Practical open time: 30 min

Adjustability time: 20 min

Time before grouting: 24 to 48 hr

Values obtained in the laboratory at 23°C and 50% RH, according to the current standard. These wait periods will be shorter at high temperatures and longer at low temperatures.

CLEANING AND MAINTENANCE

Clean tools with water after use.

COMMENTS

The suitability of the substrate – the room's intended use – and wall moisture classification should be checked for each case. For grout, use CERMIJOINT COLOR, the JOINT i-TECH range, COLORISSIMO POUDDRE and the EPOXY range.

TECHNICAL CHARACTERISTICS


APPEARANCE – COMPOSITION

Copolymer in an aqueous emulsion. Fine silica fillers. Cellulose-based admixtures, preservatives, etc.

Indicative COVERAGE in kg/m² (and associated notched trowel)

Size, cm ²	S ≤ 500	500 < S ≤ 1200	1200 < S ≤ 2000
Interior walls	3 (V6)	4,5 (U6)	5 (U9)

Double spreading

	CERMICAR Declaration of Performance Number ADH/2.1/V1.07.2013	
	CERMIX - Rue de la Belle Croix - 62 240 DESVRES EN 12004 : 2007+A1 : 2012. Notified Body No. 0679. Improved, highly deformable adhesive mortar with longer open time for interiors and exteriors	
Reaction to fire	Class E	
Release of hazardous substances	See the safety data sheet	
Adhesion		
Initial shear adhesion strength	≥ 1,0 N/mm ²	
Shear adhesion strength after heat ageing	≥ 1,0 N/mm ²	
Shear adhesion strength at elevated temperature	≥ 1,0 N/mm ²	
Shear adhesion strength after water immersion at high temperature	≥ 0,5 N/mm ²	

Values obtained in the laboratory at 23°C and 50% RH, according to the current standard.

REFERENCE DOCUMENTS

CSTB/QB certified

Building standards, corresponding amendments Technical Specifications in force

Complies with standard EN 12004 D2ET.

PACKAGING

25 kg bucket, 32 buckets per pallet

STORAGE & SHELF LIFE

1 year in the original packaging, protected from frost and sunlight.

SAFETY INSTRUCTIONS

- EMISSIONS IN INDOOR AIR (1): Information on the level of volatile substances emitted in air indoors, presenting a toxicity risk by inhalation, on a classification scale ranging from A+ (very low emissions) to C (high emissions).
- Consult the safety data sheet at www.quickfds.fr or ask CERMIX France for it.
- Always wear personal protective equipment that meets current guidelines and regulations.
- Dispose of the contents and container in accordance with local/regional/national/international regulations.



We reserve the right to update this technical document. It is the user's responsibility to always check whether there is a more recent version available at our website, www.cermix.com. It is the responsibility of the person using the products to ensure that the products are compatible and suitable for the planned use. Prior tests may be carried out to confirm that products behave as expected.